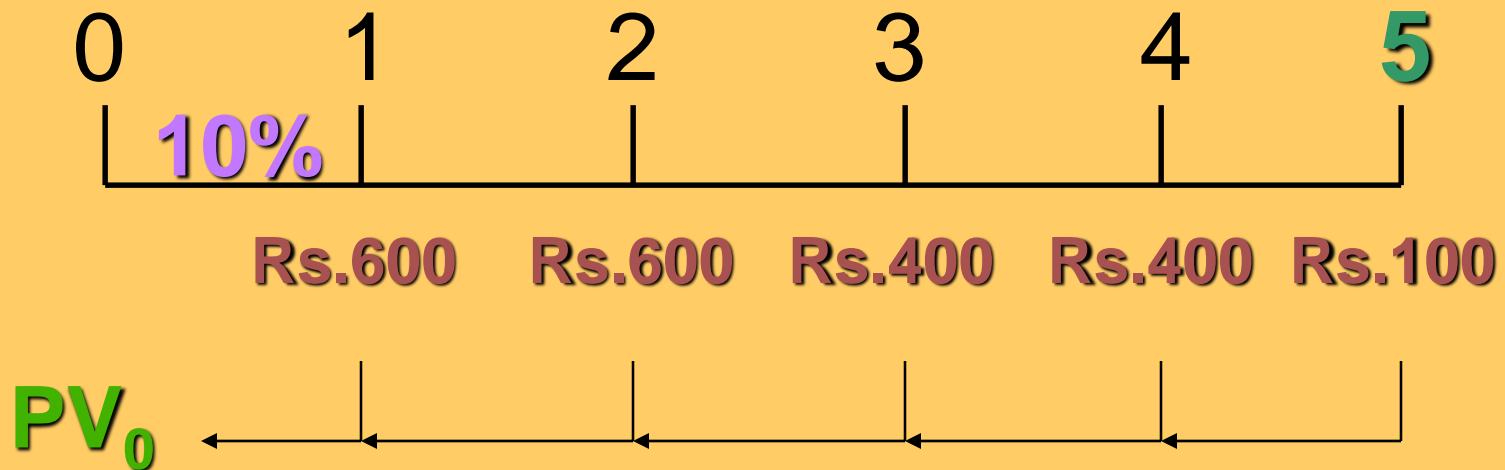


Time Value of Money



Mixed Flows Example

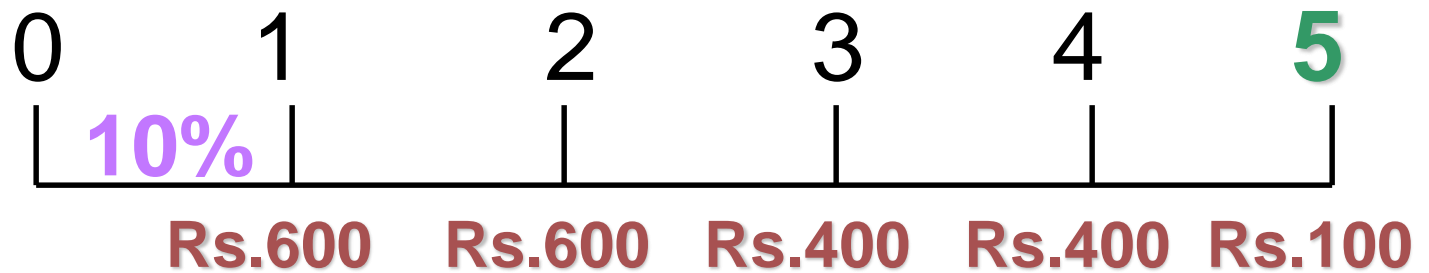
Nakul will receive the set of cash flows below. What is the Present Value at a discount rate of 10%?



How to Solve?

1. Solve a "*piece-at-a-time*" by discounting each *piece* back to $t=0$.
2. Solve a "*group-at-a-time*" by first breaking problem into groups of annuity streams and any single cash flow group. Then discount each *group* back to $t=0$.

"Piece-At-A-Time"



Rs.545.45

Rs.495.87

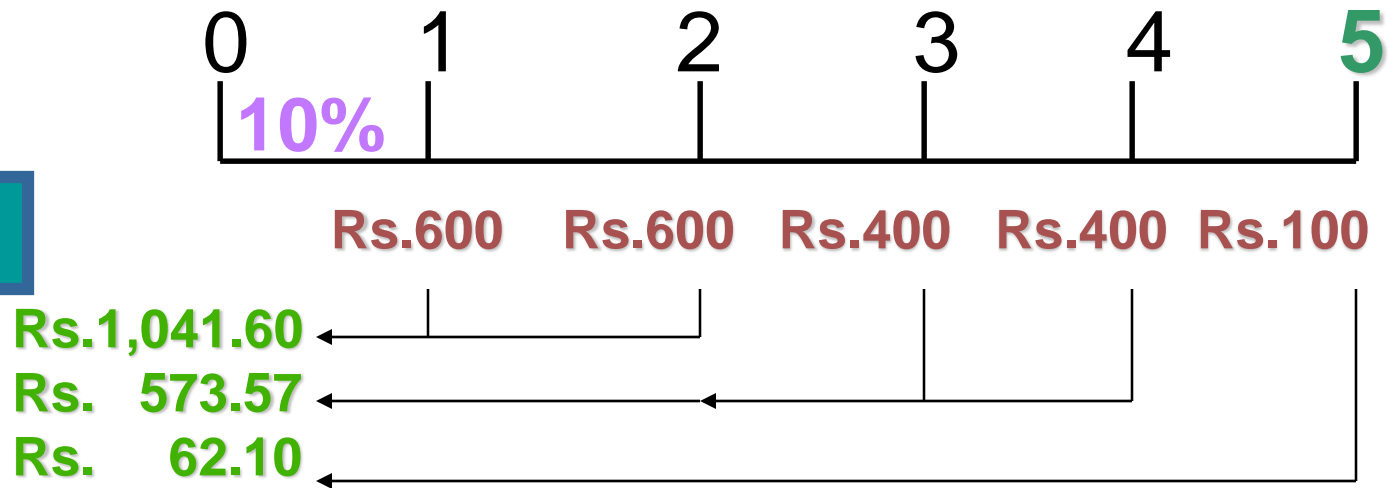
Rs.300.53

Rs.273.21

Rs. 62.09

Rs.1677.15 = PV_0 of the Mixed Flow

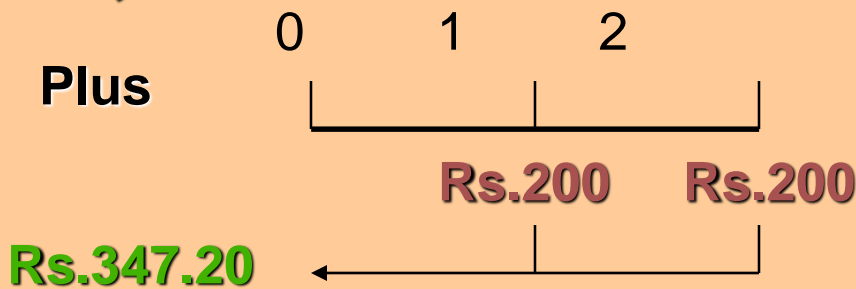
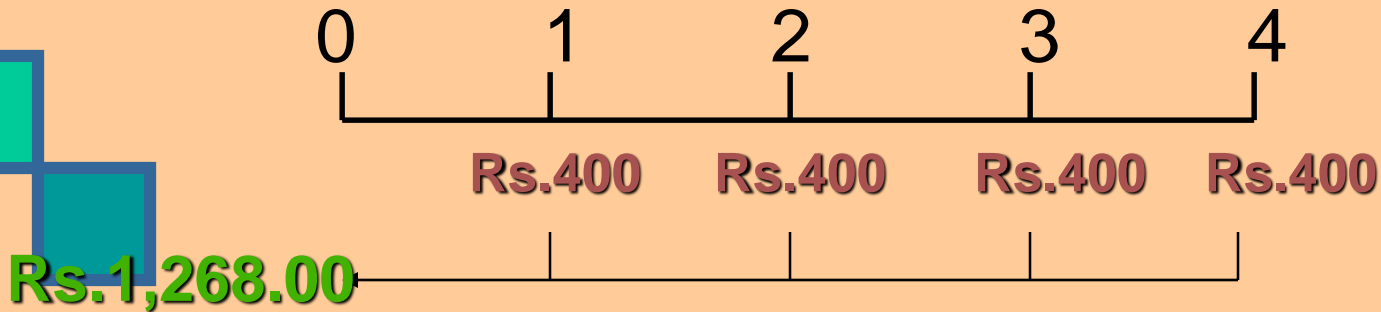
"Group-At-A-Time" (#1)



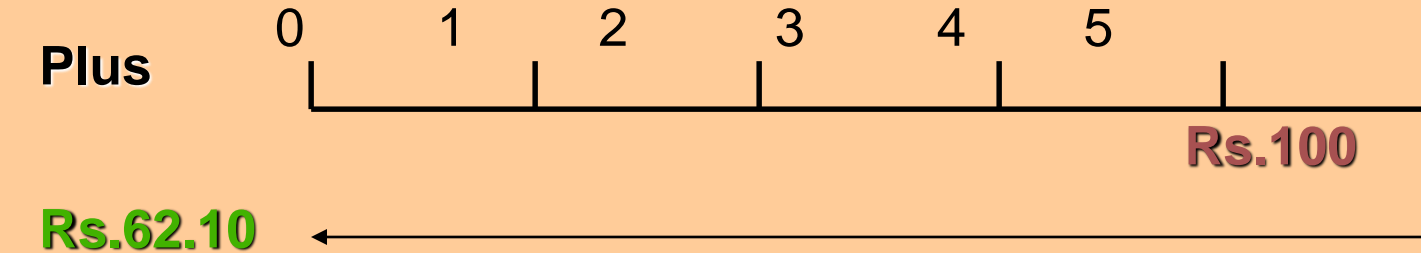
Rs.1,677.27 = PV_0 of Mixed Flow [Using Tables]

$$\begin{aligned}
 \text{Rs.600}(\text{PVIFA}_{10\%,2}) &= \text{Rs.600}(1.736) = \text{Rs.1,041.60} \\
 \text{Rs.400}(\text{PVIFA}_{10\%,2})(\text{PVIF}_{10\%,2}) &= \text{Rs.400}(1.736)(0.826) = \text{Rs.573.57} \\
 \text{Rs.100}(\text{PVIF}_{10\%,5}) &= \text{Rs.100}(0.621) = \text{Rs.62.10}
 \end{aligned}$$

"Group-At-A-Time" (#2)



PV_0 equals
Rs.1677.30



Frequency of Compounding

General Formula:

$$FV_n = PV_0(1 + [i/m])^{mn}$$

n: Number of Years

m: Compounding Periods per Year

i: Annual Interest Rate

$FV_{n,m}$: FV at the end of Year n

PV_0 : PV of the Cash Flow today

Impact of Frequency

Himanshu has Rs.1,000 to invest for 2 years at an annual interest rate of 12% paid twice a year

Annual $FV_2 = 1,000(1 + [.12/1])^{(1)(2)}$
 $= 1,254.40$

Semi $FV_2 = 1,000(1 + [.12/2])^{(2)(2)}$
 $= 1,262.48$

Impact of Frequency

Qurtly $FV_2 = 1,000(1 + [.12/4])^{(4)(2)}$
 $= 1,266.77$

Monthly $FV_2 = 1,000(1 + [.12/12])^{(12)(2)}$
 $= 1,269.73$

Daily $FV_2 = 1,000(1 + [.12/365])^{(365)(2)}$
 $= 1,271.20$

Effective Annual Interest Rate

Effective Annual Interest Rate

The actual rate of interest earned (paid) after adjusting the *nominal rate* for factors such as the number of compounding periods per year.

$$(1 + [i / m])^m - 1$$

Effective Annual Interest Rate

Ashish has a Rs.1,000 FD at the Sahara Investments. The interest rate is 6% compounded quarterly for 1 year. What is the Effective Annual Interest Rate (EAIR)?

$$\text{EAIR} = (1 + 6\% / 4)^4 - 1 = 1.0614 - 1 = 6.14\%$$



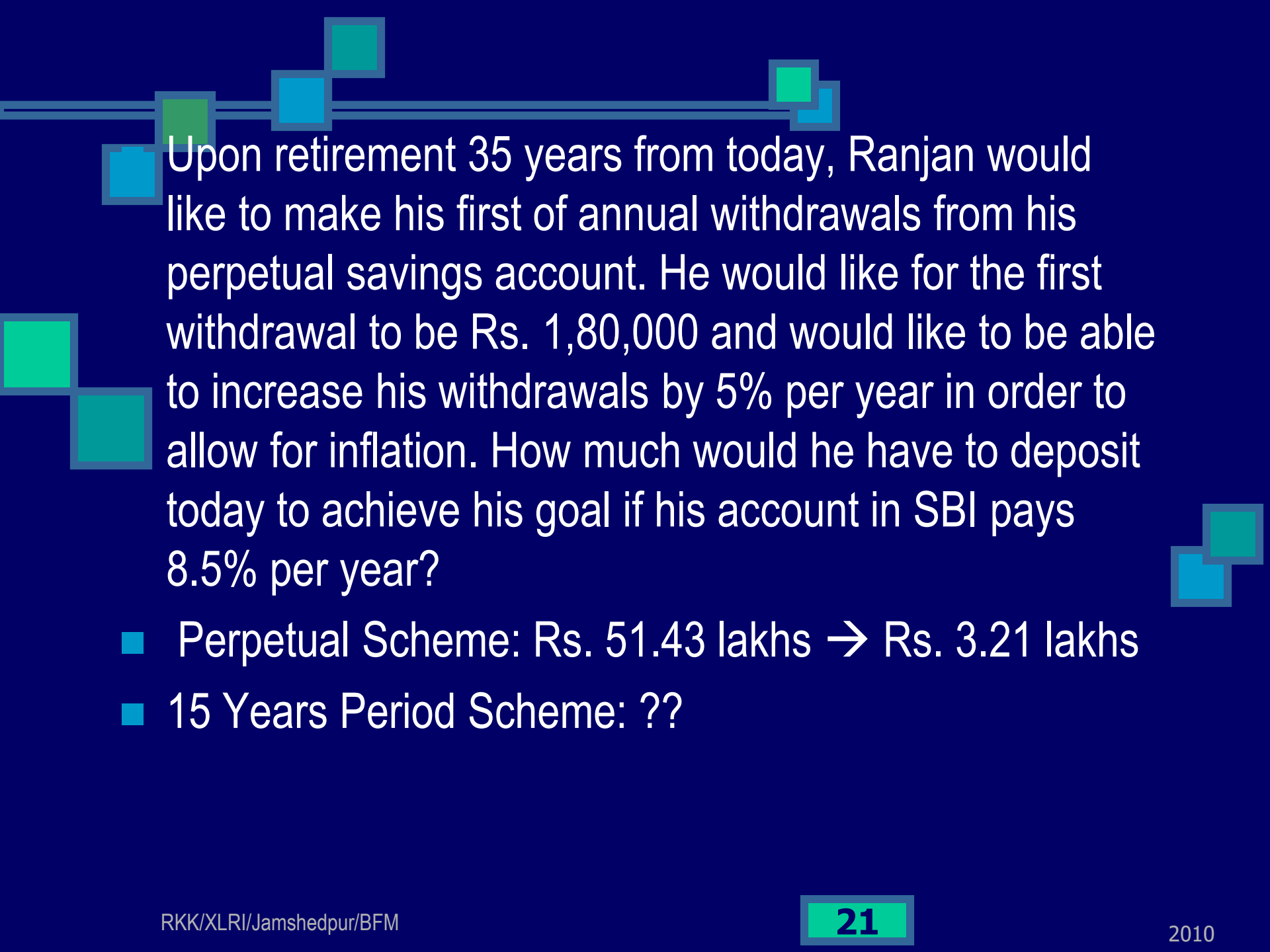
Perpetuities

- 
- With no growth

$$PV_0 = R_1/i$$

- With growth

$$PV_0 = R_1/(i - g)$$

Upon retirement 35 years from today, Ranjan would like to make his first of annual withdrawals from his perpetual savings account. He would like for the first withdrawal to be Rs. 1,80,000 and would like to be able to increase his withdrawals by 5% per year in order to allow for inflation. How much would he have to deposit today to achieve his goal if his account in SBI pays 8.5% per year?



- Perpetual Scheme: Rs. 51.43 lakhs → Rs. 3.21 lakhs
- 15 Years Period Scheme: ??

Problem 1

- Rs. 843 is invested for 3 years at 6.5% (paid annually). By the end of first year interest rates have risen to 7.0% (paid annually). By the end of the second year, rates have risen to 7.5% (paid annually). Whenever an interest payment is received, it is reinvested to the end of the 3-year period. What are the total proceeds by the end of the third year?



Continuation of Problem

- 
- Will the result be different if the interest payments were reinvested only for one-year at a time, and then rolled over, rather than reinvested to the maturity of the original investment?
 - If yes, what is the difference?
- 

NPV and IRR

- A net present value (NPV) is the net total of several present values (arising from cashflows at different future dates) added together, some of which may be positive and some negative.
- An internal rate of return (IRR) is the single interest rate (rate of discount) which is necessary to use when discounting a series of future values including an initial cashflow now, to achieve a zero NPV.

■ What is the NPV of the following future cashflows, discounting at a rate of 7.5% per annum annually? (all figures in Rs. Crores)

Year 1 → + 83

Year 2 → - 10

Year 3 → +150

Answer: Rs. 189.30 crores

■ What is the IRR of the following cashflows? (all figures in Rs. Crores)

Now → - 164

Year 1 → + 45

Year 2 → + 83

Year 3 → +75

Answer: 10.592%